

LIVE IN THE GARDEN
AUTUMN 2025



Light , Vision, Innovation.

Light is the very essence of our work: not just the illumination we create, but the light that guides and enhances environments. Vision represents our ability to look beyond, anticipate trends, and translate ideas into cutting-edge solutions. Finally, Innovation is the driving force that pushes us to exceed the boundaries of what's possible, developing increasingly high-performing and advanced products, born from constant research and synergy with the best design talents.



“Hilite is one of the most developed manufacturers in Ningbo, China. Founded in 2003, it occupies a production area of 18,000 m² and employs over 240 staff. We specialize in the production of LED lighting, outdoor lamps, and lighting fixtures. Annual production exceeds 1,200,000 pieces.”

Creative Synergy: Our Italian-Chinese Design

At the heart of our innovation lies a unique synergy: our design team combines Italian aesthetic elegance with Chinese dynamism and production efficiency. This fusion of talent and cultures gives rise to distinctive lighting creations. Every project stems from continuous dialogue, anticipating global trends. It is this union of sensibility and expertise that allows us to offer innovative lighting solutions, bringing the best of Italian design and Chinese efficiency to every environment.

Certified Quality: The Excellence of Hilite Production

Our lamp production in China is synonymous with excellence and reliability, the result of a rigorous method that places quality and detail at the core of every stage. Every lighting fixture that leaves our facilities is the outcome of a carefully monitored and certified process. We adopt and exceed the most stringent international regulations, with production processes constantly verified and guaranteed by independent certifying bodies. This ensures that every component and every assembly phase complies with the highest parameters of quality, safety, and durability. obtain pain of itself, because it is pain, but because occasionally circumstances .

Italian design center

Essential Design, Meticulous Detail

Our lamps begin with meticulous design, prioritizing clean forms and essentiality. Every detail, from materials to finish, is perfected. This dedication ensures each lamp is not just functional, but a true work of design. Our passionate, coordinated team works synergistically, transforming ideas into impeccable, lasting creations.



Wilson Tao / General Manager



Franco Pagliarini / Designer





Environment management system
Certificated by ISO 14001:2015

ETL certificated issued by intertrk

GS, certificated Issued by intertrk

Quality management system
Certificated by ISO 9001:2015

European union intellectual property office

Environmental management
system certificate

Occupational health and safety
management system certificate

Property Rights Reserved

Our dedication to authentic Italian design shines through in every one of our products, and is further reinforced by our rigorous quality assurance. We take pride in the fact that each product is certified and safeguarded by international property patents.

This commitment underscores our relentless pursuit of innovation and design excellence, as well as our deep respect for customer rights and the consumer experience.

Professional international legal team
To safeguard our intellectual property and ensure its enforcement, we have a team of highly skilled international lawyers.



Discover Hilite Excellence:
Visit Our Showroom

We invite you to explore the full range of Hilite's innovation directly at our headquarters. In our welcoming showroom, you can immerse yourself in the atmosphere of our latest creations and experience firsthand the quality and design that distinguish us.

You will be greeted by a team of highly competent professionals, ready to guide you through our most recent product collections. Our qualified staff is at your complete disposal to provide you with all customized solutions and technical information, design advice, helping you find the perfect lighting for your every need.



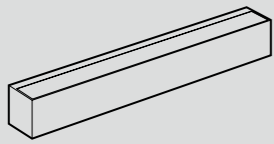
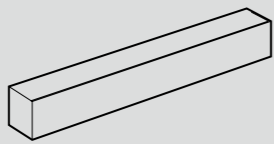
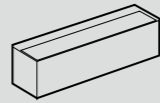
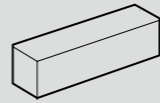




Hilite: Light and Harmony for Every Context

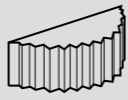


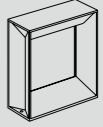




Hilite's design is conceived to integrate and interact with the surrounding environment, not merely illuminating it, but enhancing its essence and architecture. Each of our lamps is designed to harmonize with its context, highlighting the structure of buildings, the linearity of avenues and pathways, and the beauty of gardens and outdoor spaces.



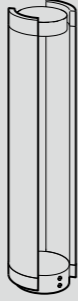





Through superior and carefully calibrated light quality, we create unique atmospheres: plays of shadows and light that define volumes, enhance details, and transform spaces into evocative scenarios. Our deep understanding of design requirements leads us to develop lighting solutions where each product responds to specific needs, guaranteeing functionality, aesthetics, and perfect integration. With Hilite, light becomes an integral part of the architecture, revealing its full potential.












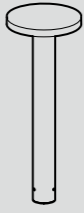






Franco Pagliarini / Designer









			
			
NUDUS maxi	NUDUS MONO maxi	NUDUS mini	NUDUS MONO mini
Pag. 18	Pag. 18	Pag. 24	Pag. 24

			
			
PLICUS	VARIO	TENDER wall	FRAME mini
Pag. 28	Pag. 34	Pag. 40	Pag. 46



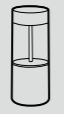



























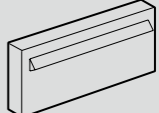



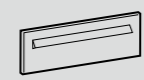







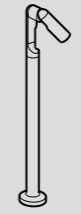



			
			
FRAME maxi	COMPASS mini	COMPASS maxi	ORBIT 240 wall
Pag. 46	Pag. 52	Pag. 52	Pag. 58

			
			
ORBIT 240 mini ground	ORBIT 240 maxi ground	ORBIT 180 wall	ORBIT 180 mini ground
Pag. 64	Pag. 64	Pag. 70	Pag. 74

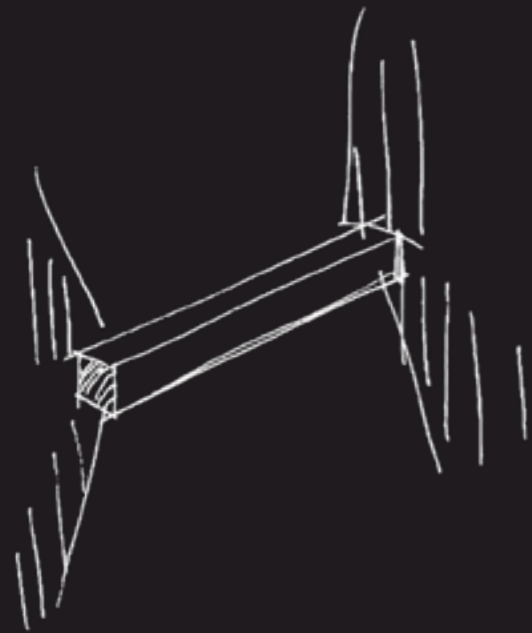
			
			
ORBIT 180 maxi ground	PAD mini	PAD maxi	TAG mini
Pag. 74	Pag. 78	Pag. 78	Pag. 84

			
			
TAG maxi	ECLISSI wall	ECLISSI mini ground	ECLISSI maxi ground
Pag. 84	Pag. 90	Pag. 96	Pag. 96



 	 	 	 	 	 	 	 
SHADY	VITRUM mini	VITRUM maxi	SPIRIT 100 mini	SPIRIT 100 maxi	SPIRIT 70 mini	SPIRIT 70 maxi	PITAGORA 70 mini
Pag. 102	108	108	114	Pag. 114	118	118	122
 	 	 	 	 	 	 	 
PITAGORA 70 maxi	PITAGORA WOOD 70 mini	PITAGORA WOOD 70 maxi	DEVIO mini	DEVIO maxi	BADGE	BADGE mini wall	BADGE maxi wall
Pag. 122	126	126	130	Pag. 130	136	142	142
 	 	 	 	 	 	 	
BADGE IN mini	BADGE IN maxi	POINT mini	POINT maxi	FLY mini	FLY maxi	DRYUP	
Pag. 148	148	154	154	Pag. 160	160	166	

reddot winner 2026



A simple, essential form available in two sizes and two lighting versions, offering different light functions to meet diverse design needs.

This fixture was created to address the challenges of wall lighting, providing precise light control to enhance architecture and outdoor spaces.

The dual-emission version projects light both upward and downward, creating a balanced indirect effect that softly reflects on the wall.

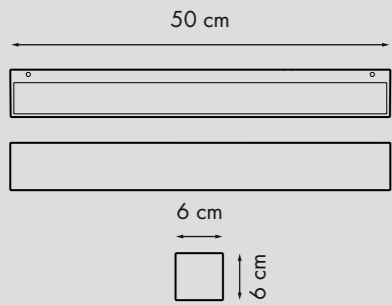
The single-emission version, typically used for downward lighting, ensures greater visual comfort along pathways and façades, avoiding unnecessary glare on the upper wall.

With its clean, balanced design, it blends seamlessly into any setting, creating luminous effects that highlight volumes, materials, and perspectives — a perfect balance between form and function, combining aesthetics, efficiency, and visual comfort.

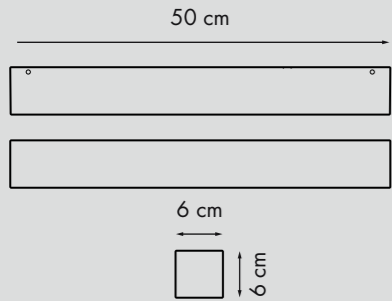
NUDUS



NUDUS maxi
H1295A



NUDUS MONO maxi
H1296A



H1295A
Input: 100-277V
LED source: Lumileds 4014
LED source quantity: 144
LED source power: 11.5W
Fixture power: 14W
Color temperature: 3000K
Luminous flux: 1790LM
Beam angle: 105°
CRI: ≥80
PF: 0.94

H1296A
Input: 100-277V
LED source: Lumileds 4014
LED source quantity: 72
LED source power: 8W
Fixture power: 10W
Color temperature: 3000K
Luminous flux: 1240LM
Beam angle: 107°
CRI: ≥80
PF: 0.95

Materials:
Die-casting aluminum
Tempered clear glass diffuser
Epoxy polyester powder coating
Salt spray test: 800h
Silicone gasket
Stainless steel screws

Warranty: 3 years

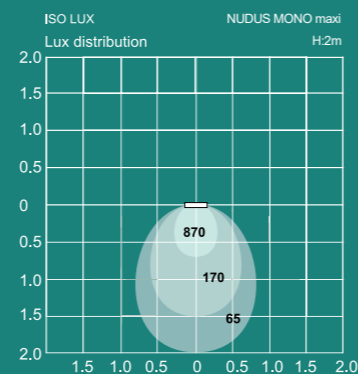
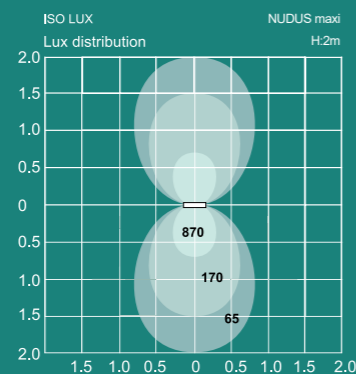
IP: 65
IK: 05
Color: anthracite

Single box size: 12x12x56cm
Single net weight: 1.96 KG
Single gross weight: 2.2 KG
Master: 4 pieces
Master size: 57.5x25.5x26cm
Master net weight: 7.8 KG
Master gross weight: 9.1 KG

Single box size: 12x12x56cm
Single net weight: 2.04 KG
Single gross weight: 2.2 KG
Master: 4 pieces
Master size: 57.5x25.5x26cm
Master net weight: 8.2 KG
Master gross weight: 9.4 KG

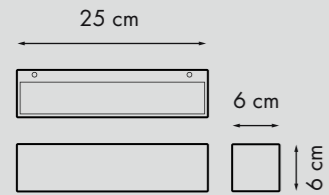
Designer
Franco Pagliarini

NUDUS maxi

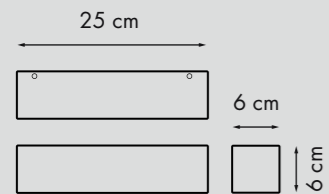




NUDUS mini
H1297A



NUDUS MONO mini
H1298A



H1297A
Input: 100-277V
LED source: Lumileds 4014
LED source quantity: 80
LED source power: 7.7W
Fixture power: 10W
Color temperature: 3000K
Luminous flux: 1095LM
Beam angle: 103°
CRI: ≥80
PF: 0.95

Single box size: 12x12x27cm
Single net weight: 1.09 KG
Single gross weight: 1.3 KG
Master: 6 pieces
Master size: 37.5x25.5x28.5cm
Master net weight: 6.5 KG
Master gross weight: 8 KG

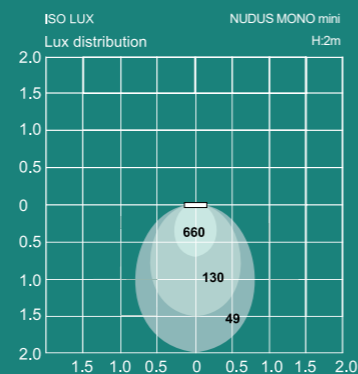
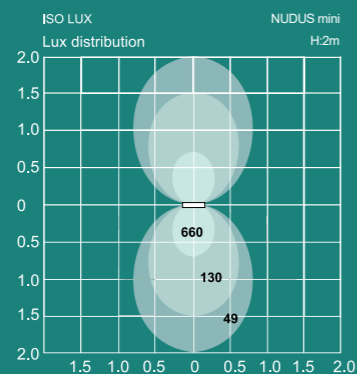
H1298A
Input: 100-277V
LED source: Lumileds 4014
LED source quantity: 40
LED source power: 5W
Fixture power: 6W
Color temperature: 3000K
Luminous flux: 653LM
Beam angle: 103°
CRI: ≥80
PF: 0.86

Single box size: 12x12x27cm
Single net weight: 1.09 KG
Single gross weight: 1.3 KG
Master: 6 pieces
Master size: 37.5x25.5x28.5cm
Master net weight: 6.5 KG
Master gross weight: 8 KG

Materials:
Die-casting aluminum
Tempered clear glass diffuser
Epoxy polyester powder coating
Salt spray test: 800h
Silicone gasket
Stainless steel screws

Warranty: 3 years

IP: 65
IK: 05
Color: anthracite



Designer
Franco Pagliarini

NUDUS mini







Discover a wall lamp where the elegance of pleated design meets the freedom of light.

Its distinctive form creates evocative, atmospheric effects—but the true magic lies in its versatility.

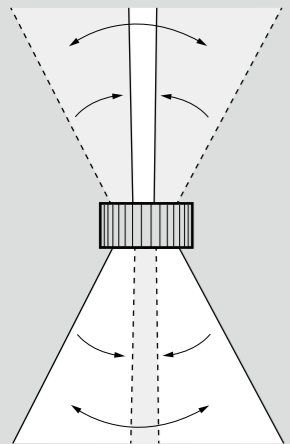
Thanks to dedicated adjusters, the light beam can be shaped in two directions: as a sharp, focused accent or a broad, luminous wash.

Ideal for highlighting architectural details or crafting intimate, welcoming spaces.

Light has never been so sculptable—nor so personal.

PLICUS

PLICUS
H3416



H3416

Input: 100-277 V

LED source: Lumileds 2835

LED source quantity: 20

LED source power: 8.5W

Fixture power: 10W

Color temperature: 3000K

Luminous flux: 837LM

Beam angle: 93

CRI: ≥ 80

PF: 0.9

Materials:

Die-casting aluminium

Tempered Clear glass diffuser

Epoxy polyester powder coating

Salt spray test: 800h

Silicone gasket

Stainless steel screws

Warranty: 3 Years

IP: 65

IK: 05

Color: Anthracite

Single box size: 31x18x21 cm

Single net weight: 1.0 kg

Single gross weight: 1.5 kg

Master: 6 pieces

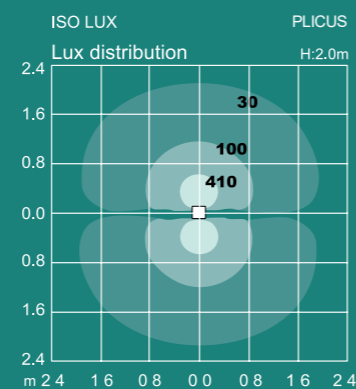
Master size: 55.5x32.5x44 cm

Master net weight: 6.1 kg

Master gross weight: 8.9 kg

Designer
Franco Pagliarini

PLICUS



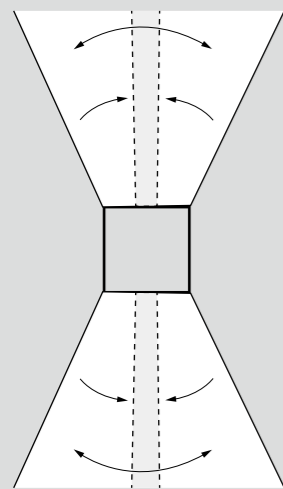
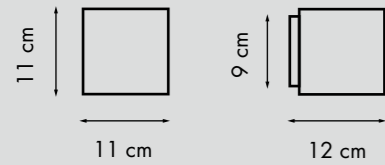




This wall lamp brings versatility and precision to light. Its minimalist cubic form houses an advanced dual-beam system that projects light both upward and downward with clean definition. Adjustable deflectors allow you to shape and refine the light's spread, enabling personalized lighting effects—from wide ambient washes to narrow architectural accents. A perfect balance of form and function, designed to enhance a variety of spaces with clarity and character.

VARIO

VARIO
H3415



H3415

Input: 100-277 V

LED source: Lumileds 2835

LED source quantity: 20

LED source power: 8.5W

Fixture power: 10W

Color temperature: 3000K

Luminous flux: 842LM

Beam angle: 93

CRI: ≥ 80

PF: 0.9

Materials:

Die-casting aluminium,

Tempered Clear glass diffuser

Epoxy polyester powder coating

Salt spray test: 800h

Silicone gasket

Stainless steel screws

Warranty: 3 Years

IP: 65

IK: 05

Color: Ext. surface - Anthracite

Int. surface - Gold

Single box size: 18x18x22 cm

Single net weight: 0.8 kg

Single gross weight: 1.1 kg

Master: 8 pieces

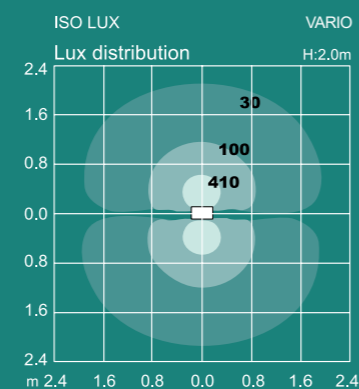
Master size: 55.5x37.5x23.5 cm

Master net weight: 4.8 kg


Master gross weight: 7.3 kg

Designer
Franco Pagliarini

VARIO







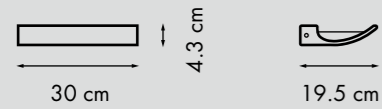
This fixture was conceived to harness the power of reflected light, effectively illuminating ceilings and upper surfaces.

Thanks to a recent enhancement, the ceiling reflection now contributes to a broader, more effective illumination of floors and surrounding areas—creating bright, open spaces while eliminating direct glare.

Its design is perfectly attuned to contemporary architecture: discreet in presence, yet adding a distinctive and refined touch to the overall structure.

TENDER wall

TENDER wall
H1695



H1695

Input: 100-277 V

LED source: Lumileds 4014

LED source quantity: 48

LED source power: 8W

Fixture power: 10W

Color temperature: 3000K

Luminous flux: 1318LM

Beam angle: 112

CRI: ≥ 80

PF: 0.9

Materials:

Die-casting aluminium,

Tempered Clear glass diffuser

Epoxy polyester powder coating

Salt spray test: 800h

Silicone gasket

Stainless steel screws

Warranty: 3 Years

IP: 65

IK: 05

Color: Anthracite

Single box size: 21.5x6.5x37.5 cm

Single net weight: 1.1 kg

Single gross weight: 1.4 kg

Master: 6 pieces

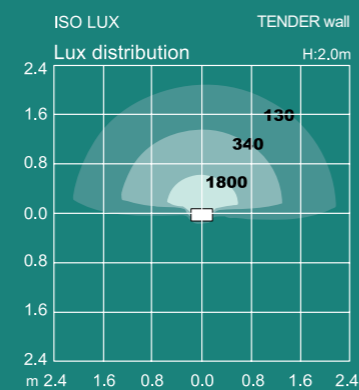
Master size: 44.5x21.5x39 cm

Master net weight: 6.8 kg

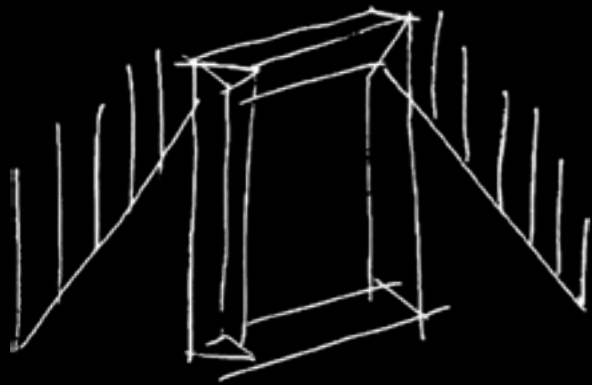
Master gross weight: 8.9 kg

Designer
Franco Pagliarini

TENDER wall





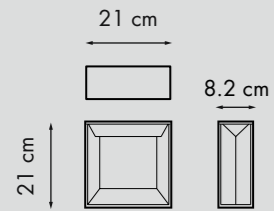


This lamp features a contemporary form that echoes evolved and modern architectural lines, designed to seamlessly integrate into refined settings. Thanks to its dual lateral extrusions, it projects a wide, distinctive beam of light both forward and backward, creating a soft, balanced illumination on the ground that enhances depth and spatial perception. It offers evocative and carefully calibrated lighting, capable of enriching perspectives and generating unique atmospheres that emphasize architectural volumes and the interplay of light and shadow. Its clean and sophisticated design makes it ideal for environments seeking understated elegance with a strong visual impact, transforming light into an element of both aesthetic and functional enhancement. A lighting solution that combines formal innovation with thoughtful design sensitivity.

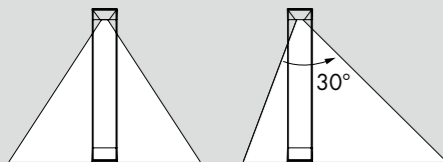
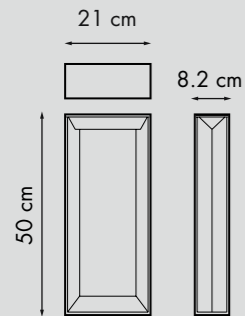
FRAME



FRAME mini
H3527-210



FRAME maxi
H3527-500



H3527-210 / H3527-500
 Input: 100-277V
 LED source: Lumileds 4014
 LED source quantity: 42
 LED source power: 7.5W
 Fixture power: 8.5W
 Color temperature: 3000K
 Luminous flux: Max.750LM
 Beam angle: 174°
 CRI: ≥80
 PF: 0.95

Materials:

Die-casting aluminum
 Tempered clear glass diffuser
 Epoxy polyester powder coating
 Salt spray test: 800h
 Silicone gasket
 Stainless steel screws

Warranty: 3 years

IP: 65

IK: 05

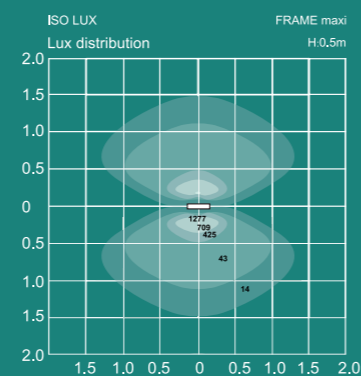
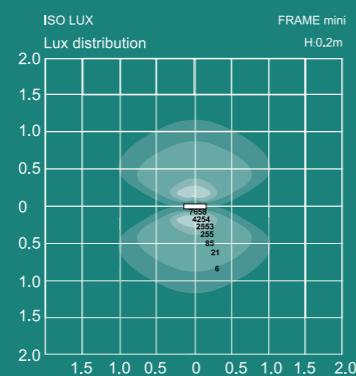
Color: anthracite

H3527-210
 Single box size: 27x14x25.5 cm
 Single net weight: 1.2 KG
 Single gross weight: 1.4 KG
 Master: 4 pieces
 Master size: 55.5x29.5x27 cm
 Master net weight: 4.8 KG
 Master gross weight: 6.4 KG

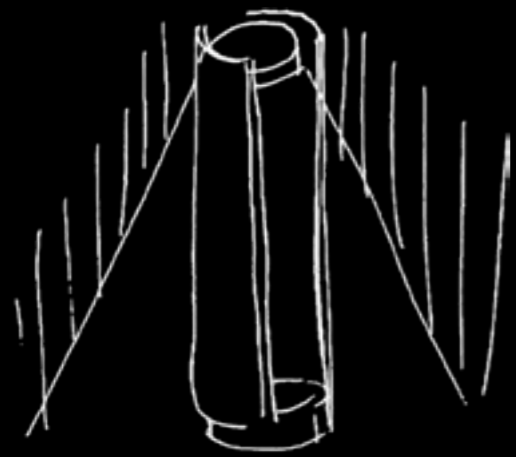
H3527-500
 Single box size: 27x14x54.5 cm
 Single net weight: 1.9 KG
 Single gross weight: 2.2 KG
 Master: 4 pieces
 Master size: 55.5x29.5x56 cm
 Master net weight: 7.6 KG
 Master gross weight: 10.0KG

Designer
 Franco Pagliarini

FRAME







A light and airy form defines this floor lamp, designed to blend naturally into outdoor spaces.

The adjustable light beam direction allows you to direct and shape the illumination as needed, providing precise control over the lighting of pathways, passages, or garden areas.

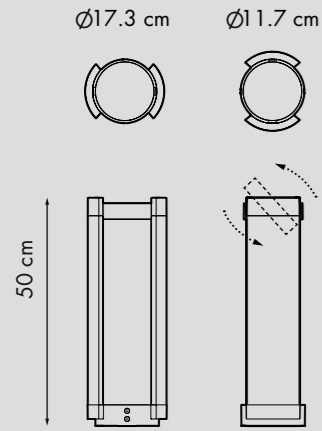
Its essential design, combined with durable materials, achieves a perfect balance between aesthetics and functionality, creating a welcoming atmosphere while enhancing the surrounding architecture and landscape.

A discreet yet expressive presence that defines space through light.

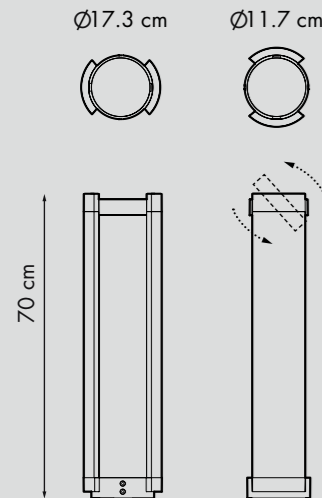
COMPASS



COMPASS mini
H1266-500



COMPASS maxi
H1266-700



H1266-500 / H1266-700
Input: 100-277V
LED source: Lumileds 4014
LED source quantity: 48
LED source power: 8.4W
Fixture power: 9.5W
Color temperature: 3000K
Luminous flux: Max.1251LM
Beam angle: 165°
CRI: ≥80
PF: 0.95

Materials:

Die-casting aluminum
Tempered clear glass diffuser
Epoxy polyester powder coating
Salt spray test: 800h
Silicone gasket
Stainless steel screws

Warranty: 3 years

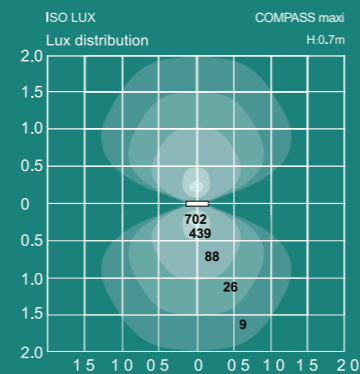
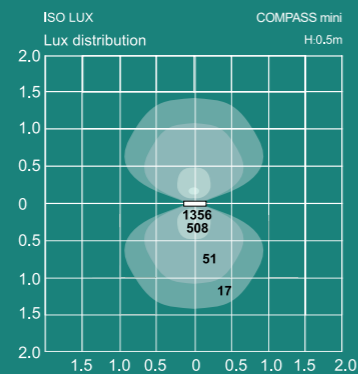
IP: 65
IK: 05
Color: anthracite

H1266-500
Single box size: 23.5x20x55cm
Single net weight: 2.7 KG
Single gross weight: 3.3 KG
Master: 2 pieces
Master size: 25x41.5x56.5cm
Master net weight: 5.3 KG
Master gross weight: 7.4 KG

H1266-700
Single box size: 23.5x20x75cm
Single net weight: 3.3 KG
Single gross weight: 4.0 KG
Master: 2 pieces
Master size: 25x41.5x76.5cm
Master net weight: 6.5 KG
Master gross weight: 9.0 KG

Designer
Franco Pagliarini

COMPASS







This fixture combines minimalist design with advanced functionality to deliver versatile lighting solutions.

Its dual-axis adjustable head allows rotation up to 350° and a 90° tilt, enabling precise beam orientation to suit any lighting need.

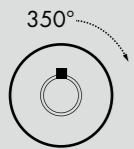
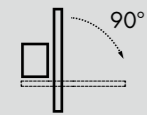
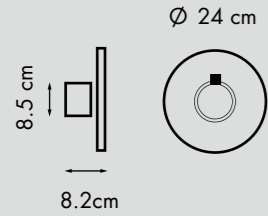
All this flexibility is enclosed within a harmonious interplay of circular forms, giving the lamp an instantly recognizable and distinctive character.

Available in multiple diameters for wall applications and different diameters and heights, in the pole versions.

ORBIT wall 240



ORBIT wall 240
H3481



H3481

Input: 100-277 V

LED source: Lumileds 4014

LED source quantity: 48

LED source power: 7.9W

Fixture power: 9.5W

Color temperature: 3000K

Luminous flux: 802LM

Beam angle: 106

CRI: ≥ 80

PF: 0.9

Materials:

Die-casting aluminium,

Frost polycarbonate diffuser

Epoxy polyester powder coating

Salt spray test: 800h

Silicone gasket

Stainless steel screws

Warranty: 3 Years

IP: 65

IK: 05

Color: Anthracite

Single box size: 28x28x11 cm

Single net weight: 0.95 kg

Single gross weight: 1.3 kg

Master: 4 pieces

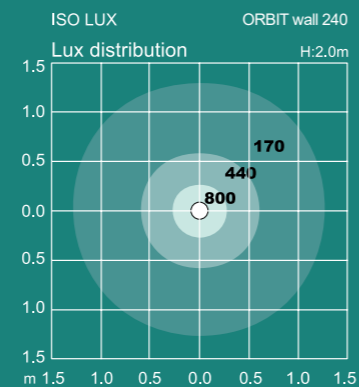
Master size: 46x29.5x30 cm

Master net weight: 3.8 kg

Master gross weight: 5.8 kg

Designer
Serge Cornelissen

ORBIT wall 240








Enhanced versatility, now in floor form.

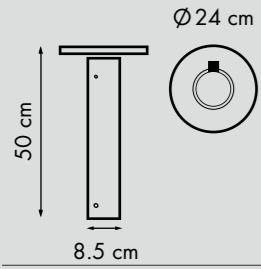
The adjustable head meets a sleek stand, transforming the lamp into a flexible floor solution available in two different heights.

Its 360-degree light diffusion, combined with vertical adjustability, delivers complete and precise illumination—perfectly adaptable to a wide range of settings.

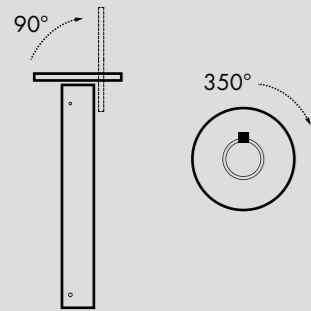
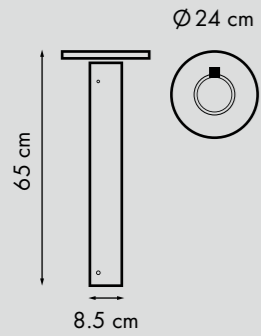
ORBIT ground 240



ORBIT ground 240 mini
H3483-500



ORBIT ground 240 maxi
H3483-650



H3483
Input: 100-277 V
LED source: Lumileds 4014
LED source quantity: 48
LED source power: 7.9W
Fixture power: 9.5W
Color temperature: 3000K
Luminous flux: 732LM
Beam angle: 106
CRI: ≥ 80
PF: 0.9

Materials:

Die-casting aluminium,
Frost polycarbonate diffuser
Epoxy polyester powder coating
Salt spray test: 800h
Silicone gasket
Stainless steel screws

Warranty: 3 Years

IP: 65

IK: 05

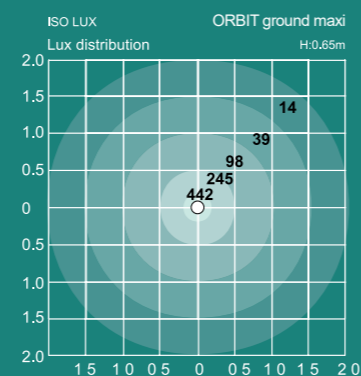
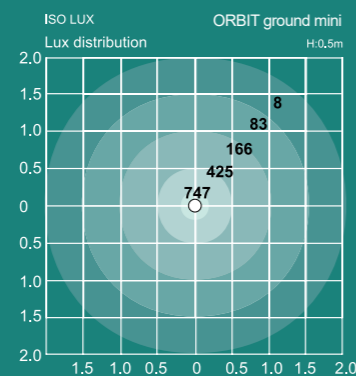
Color: Anthracite

H3483-500
Single box size: 27.5x18.5x72.5 cm
Single net weight: 1.8 kg
Single gross weight: 3.18 kg
Master: 2 pieces
Master size: 73.5x29x39 cm
Master net weight: 3.6 kg
Master gross weight: 7.4 kg

H3483-650
Single box size: 27.5x18.5x87 cm
Single net weight: 2.05 kg
Single gross weight: 3.48 kg
Master: 2 pieces
Master size: 88.5x29x39 cm
Master net weight: 4.1 kg
Master gross weight: 8.1 kg

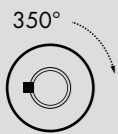
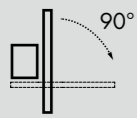
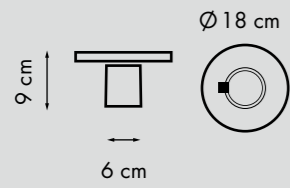
Designer
Serge Cornelissen

ORBIT ground 240





ORBIT wall 180
H3485



H3485

Input: 100-277 V

Light source: Lumileds 4014

Light source quantity: 42

LED source power: 6W

Fixture power: 8W

Color temperature: 3000K

Luminous flux: 547LM

Beam angle: 104

CRI: ≥ 80

PF: 0.8

Materials:

Die-casting aluminium,

Frost polycarbonate diffuser

Epoxy polyester powder coating

Salt spray test: 800h

Silicone gasket

Stainless steel screws

Warranty: 3 Years

IP: 65

IK: 05

Color: Anthracite

Single box size: 19.5x19.5x11 cm

Single net weight: 0.65 kg

Single gross weight: 0.9 kg

Master: 6 pieces

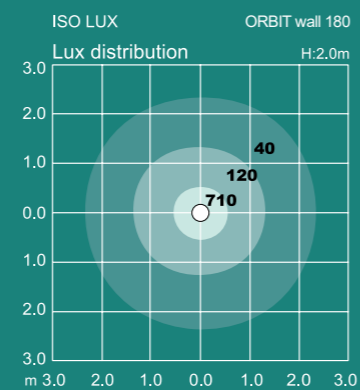
Master size: 40.5x35x21.5 cm

Master net weight: 3.9 kg

Master gross weight: 6.15 kg

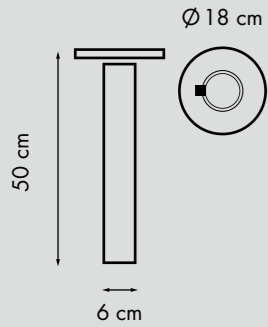
Designer
Serge Cornelissen

ORBIT wall 180

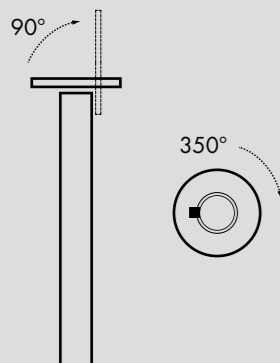
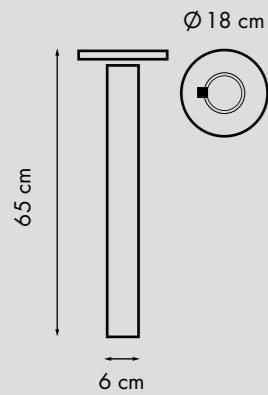




ORBIT ground 180 mini
H3486-500



ORBIT ground 180 maxi
H3486-650



H3486

Input: 100-277 V

LED source: Lumileds 4014

LED source quantity: 42

LED source power: 6W

Fixture power: 8W

Color temperature: 3000K

Luminous flux: 563LM

Beam angle: 105

CRI: ≥ 80

PF: 0.9

Materials:

Die-casting aluminium,

Frost polycarbonate diffuser

Epoxy polyester powder coating

Salt spray test: 800h

Silicone gasket

Stainless steel screws

Warranty: 3 Years

IP: 65

IK: 05

Color: Anthracite

H3486-500

Single box size: 22.5x12.5x67 cm

Single net weight: 1.2 kg

Single gross weight: 1.8 kg

Master: 4 pieces

Master size: 68.5x26.5x47 cm

Master net weight: 4.8 kg

Master gross weight: 8.2 kg

H3486-650

Single box size: 22.5x12.5x82 cm

Single net weight: 1.35 kg

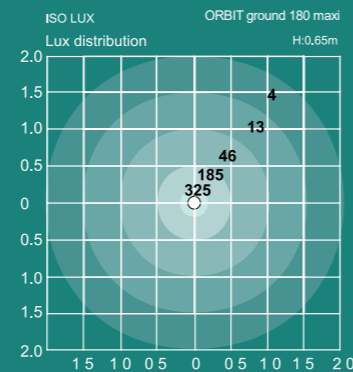
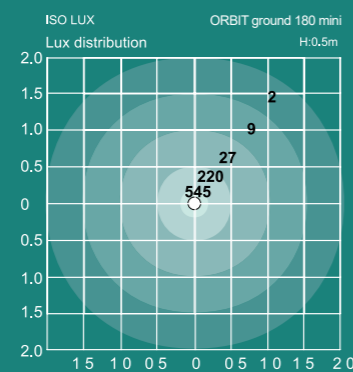
Single gross weight: 2.0 kg

Master: 4 pieces

Master size: 83.5x26.5x47 cm

Master net weight: 5.4 kg

Master gross weight: 8.9 kg



Designer
Serge Cornelissen

ORBIT ground 180





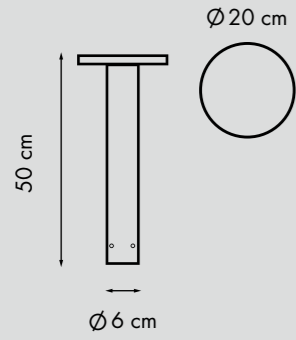


Some forms seem to chase, mirror, and seek one another — similar at first glance, yet distinct in their subtle details and proportions. This lamp, available in two heights, revisits design themes explored in other products, while opening up new possibilities for use.

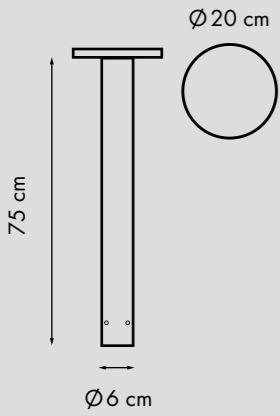
PAD



PAD mini
H3515-500





PAD maxi
H3515-750



H3515
Input: 100-277 V
LED source: Lumileds 4014
LED source quantity: 48
LED source power: 8W
Fixture power: 10W
Color temperature: 3000K
Luminous flux: 913LM
Beam angle: 127
CRI: ≥ 80
PF: 0.9
Materials:

Die-casting aluminium,
Frost Polycarbonate
Epoxy polyester powder coating
Salt spray test: 800h
Silicone gasket
Stainless steel screws

Warranty: 3 Years

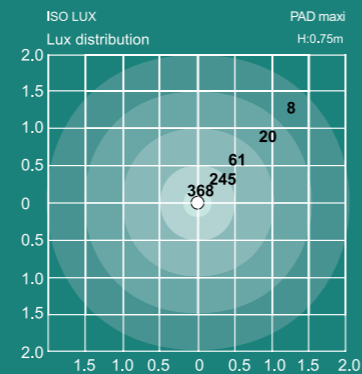
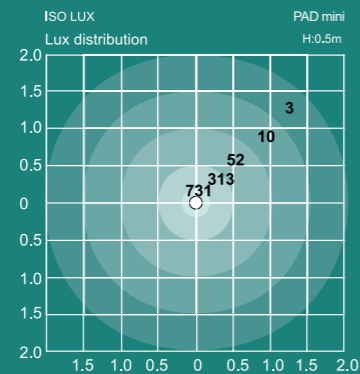
IP: 65 
IK: 05 
Color: Anthracite

H3515-500
Single box size: 22x22x58 cm
Single net weight: 1.45 kg
Single gross weight: 2.02 kg
Master: 4 pieces
Master size: 45.5x45.5x59.5 cm
Master net weight: 5.8 kg
Master gross weight: 9.2 kg

H3515-750
Single box size: 22x22x83 cm
Single net weight: 1.73 kg
Single gross weight: 2.41 kg
Master: 4 pieces
Master size: 84.5x45.5x46 cm
Master net weight: 6.9 kg
Master gross weight: 11.1 kg

Designer
Franco Pagliarini

PAD







The simplest forms often require the most meticulous attention to proportion and scale.

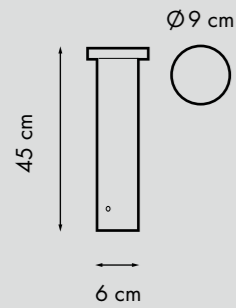
This philosophy is fully reflected in the design of our lamp, available in two heights.

Its essential cylindrical shape houses a diffuser that provides uniform 360° illumination, bathing the space in a soft, anti-glare and uniform glow.

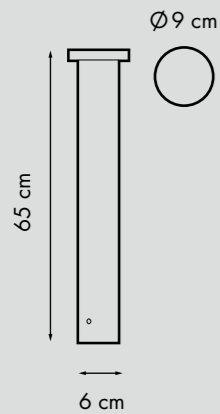
TAG



TAG mini
H3511-450




TAG maxi
H3511-650



H3511
Input: 100-277 V
LED source: Lumileds 4014
LED source quantity: 64
LED source power: 8W
Fixture power: 9.5W
Color temperature: 3000K
Luminous flux: 846LM
Beam angle: 102
CRI: ≥ 80
PF: 0.95

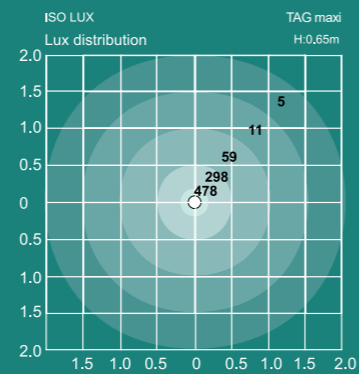
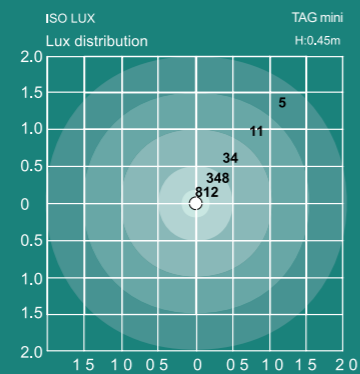
Materials:
Die-casting aluminium,
Clear polycarbonate diffuser
Epoxy polyester powder coating
Salt spray test: 800h
Silicone gasket
Stainless steel screws

Warranty: 3 Years

IP: 65 
IK: 05
Color: Anthracite

H3511-450
Single box size: 11x11x52 cm
Single net weight: 0.9 kg
Single gross weight: 1.04 kg
Master: 4 pieces
Master size: 23.5x23.5x53.5 cm
Master net weight: 3.6 kg
Master gross weight: 4.7 kg

H3511-650
Single box size: 11x11x72 cm
Single net weight: 1.12 kg
Single gross weight: 1.31 kg
Master: 4 pieces
Master size: 23.5x23.5x73.5 cm
Master net weight: 4.5 kg
Master gross weight: 5.9 kg



Designer
Franco Pagliarini

TAG








Nature continually inspires us with forms that feel both familiar and reassuring. This wall lamp captures that essence, evoking the quiet beauty of a solar eclipse.

Its design naturally shields and controls the light, creating an iconic piece for outdoor settings—and beyond.

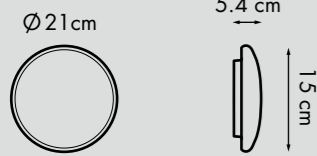
Perfect for spaces that call for a gentle dialogue with nature, it offers a touch of discreet elegance while blending harmoniously with its surroundings.

Now available in new, captivating finishes—chrome, gold, and bronze—that enrich its presence with pure, refined sophistication.

ECLISSI wall



ECLISSI wall
5735-LED



5735-LED

Input: 100-277 V

LED source: Lumileds 4014

LED source quantity: 48

LED source power: 8W

Fixture power: 10W

Color temperature: 3000K

Luminous flux: 940LM

Beam angle: 182

CRI: ≥ 80

PF: 0.9

Materials:

Die-casting aluminium,

Frost polycarbonate diffuser

Silicone gasket

Stainless steel screws

Color:

Anthracite

Epoxy polyester powder coating

Salt spray test: 800h

Electroplated:

Salt spray test: 180h

Warranty: 3 Years

IP: 65

IK: 05

Color: Chrome-Gold-Bronze-Anthracite

Single box size: 23.5x8x23.5 cm

Single net weight: 0.7 kg

Single gross weight: 0.9 kg

Master: 8 pieces

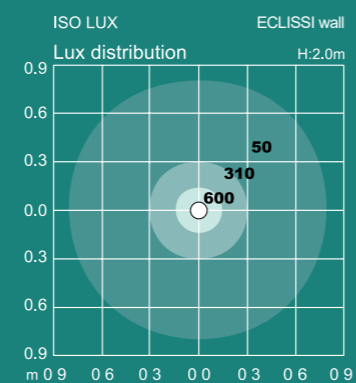
Master size: 48.5x34x25 cm

Master net weight: 5.9kg

Master gross weight: 7.8 kg

Designer
Franco Pagliarini

ECLISSI wall







Circular Inspiration: Versatile Floor Lamp for 360° Illumination

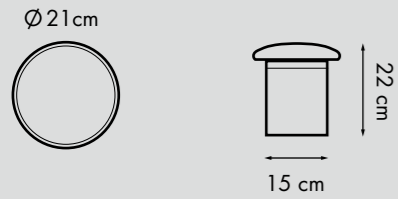
From the same circular inspiration comes the need for a floor version, designed to illuminate the surrounding space a full 360°.

The round shape integrates perfectly with a cylinder available in two different heights, offering flexible solutions for any environment.

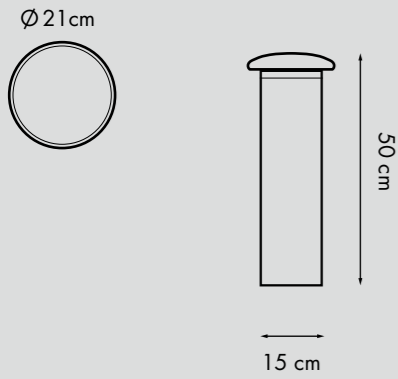
The result is a product line capable of meeting diverse lighting and design needs.

ECLISSI ground

ECLISSI ground mini
5735LED-220



ECLISSI ground maxi
5735LED-500



5735LED
Input: 100-277 V
LED source: Lumileds 4014
LED source quantity: 48
LED source power: 8W
Fixture power: 10W
Color temperature: 3000K
Luminous flux: 870/847LM
Beam angle: 186
CRI: ≥ 80
PF: 0.9

Materials:
Die-casting aluminium,
Frost polycarbonate diffuser
Epoxy polyester powder coating
Salt spray test: 800h
Silicone gasket
Stainless steel screws

Warranty: 3 Years

IP: 65

IK: 05

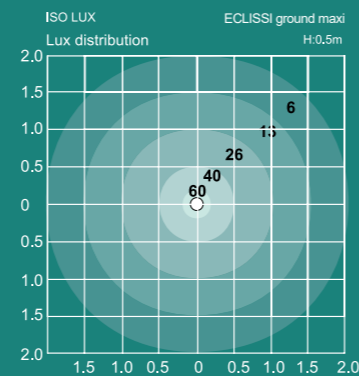
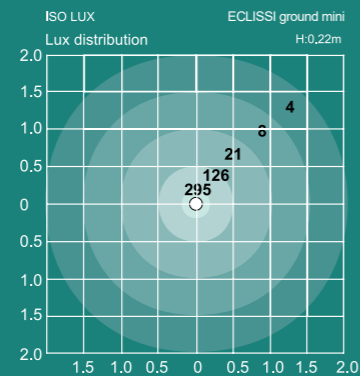
Color: Anthracite

5735LED-220
Single box size: 24.5x24.5x29 cm
Single net weight: 1.65 kg
Single gross weight: 2.1 kg
Master: 4 pieces
Master size: 50.5x50.5x30.5 cm
Master net weight: 6.58 kg
Master gross weight: 9.4 kg

5735LED-500
Single box size: 24.5x24.5x57 cm
Single net weight: 2.58 kg
Single gross weight: 3.17 kg
Master: 2 pieces
Master size: 58.5x50.5x26 cm
Master net weight: 5.17 kg
Master gross weight: 7.36 kg

Designer
Franco Pagliarini

ECLISSI ground







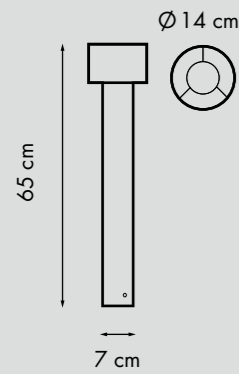
Lighting as decor is our passion. We design our products to meet both your lighting and style needs — and with this lamp, color plays a key role alongside the iconic silhouette of the lampshade.

Beyond its functional purpose, the light it emits creates a unique and refined atmosphere, transforming any space into something special.

SHADY



SHADY
H3497



H3497
Input: 100-277 V
LED source: Lumileds 4014
LED source quantity: 52
LED source power: 8W
Fixture power: 10W
Color temperature: 3000K
Luminous flux: 700LM
Beam angle: 101
CRI: ≥ 80
PF: 0.95
Materials:
Die-casting aluminium,
Clear polycarbonate diffuser
Epoxy polyester powder coating
Salt spray test: 800h
Silicone gasket
Stainless steel screws

Warranty: 3 Years

IP: 65

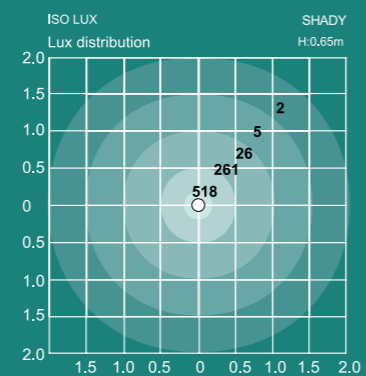
IK: 05

Color: Ext.surface - Anthracite
Int.surface - Gold

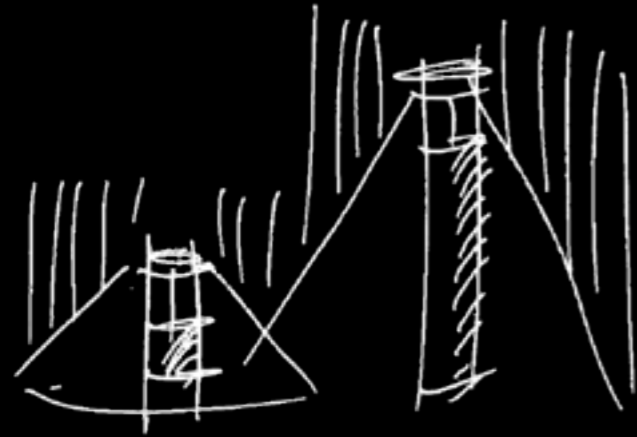
Single box size: 20x20x71 cm
Single net weight: 1.7 kg
Single gross weight: 2.3 kg
Master: 4 pieces
Master size: 41.5x41.5x72.5 cm
Master net weight: 6.7 kg
Master gross weight: 10.5 kg

Designer
Serge Cornelissen

SHADY







We're constantly exploring new concepts and materials.

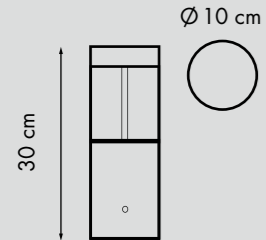
In this case, we've used a cylindrical form to highlight the transparency of the material, creating a special lens that surpasses the typical reflection angle of glass.

The result is an enhanced diffusion of light — broad, even, and immersive. These cylinders play with contrasts between transparency and opacity, giving shape to a lamp that redefines the boundaries of lighting and design. Available in two different heights.

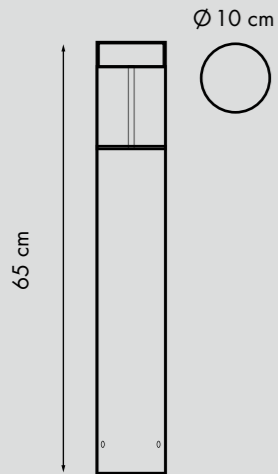
VITRUM



VITRUM mini
H3495-300



VITRUM maxi
H3495-650



H3495
Input: 100-277 V
LED source: Lumileds 4014
LED source quantity: 48
LED source power: 8W
Fixture power: 10W
Color temperature: 3000K
Luminous flux: 881/961LM
Beam angle: 100
CRI: ≥ 80
PF: 0.9

Materials:

Die-casting aluminium,
Clear PMMA diffuser
Epoxy polyester powder coating
Salt spray test: 800h
Silicone gasket
Stainless steel screws

Warranty: 3 Years

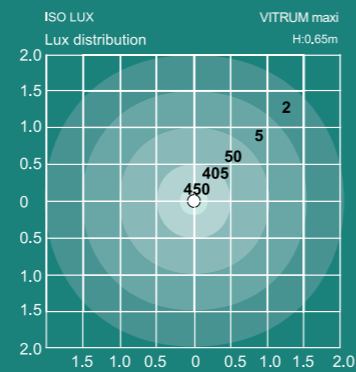
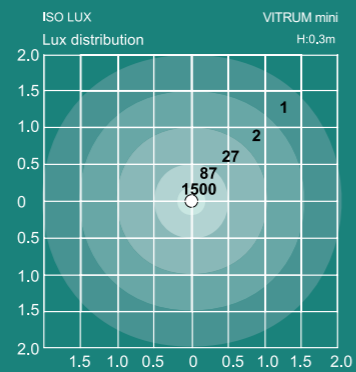
IP: 65

IK: 05

Color: Anthracite

H3495-300
Single box size: 15.5x15.5x36 cm
Single net weight: 1.2 kg
Single gross weight: 1.5 kg
Master: 4 pieces
Master size: 32.5x32.5x37.5 cm
Master net weight: 4.9 kg
Master gross weight: 6.5 kg

H3495-650
Single box size: 15.5x15.5x71 cm
Single net weight: 1.9 kg
Single gross weight: 2.2 kg
Master: 4 pieces
Master size: 32.5x32.5x72.5 cm
Master net weight: 7.4 kg
Master gross weight: 9.8 kg



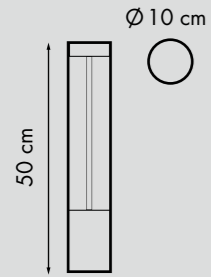
Designer
Franco Pagliarini

VITRUM

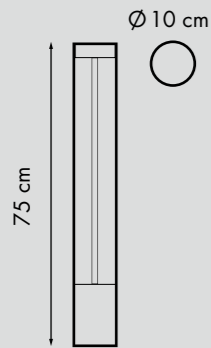




SPIRIT mini
H3491-500



SPIRIT maxi
H3491-750



H3491

Input: 100-277 V

LED source: Lumileds 4014

LED source quantity: 48

LED source power: 8W

Fixture power: 9.5W

Color temperature: 3000K

Luminous flux: 1129LM

Beam angle: 101

CRI: ≥ 80

PF: 0.9

Materials:

Die-casting aluminium,

Clear PMMA diffuser

Epoxy polyester powder coating

Salt spray test: 800h

Silicone gasket

Stainless steel screws

Warranty: 3 Years

IP: 65

IK: 05

Color: Anthracite

H3491-500

Single box size: 15.5x15.5x56 cm

Single net weight: 1.6 kg

Single gross weight: 2.02 kg

Master: 4 pieces

Master size: 32.5x32.5x57.5 cm

Master net weight: 6.4 kg

Master gross weight: 8.68 kg

H3491-750

Single box size: 15.5x15.5x81 cm

Single net weight: 1.9 kg

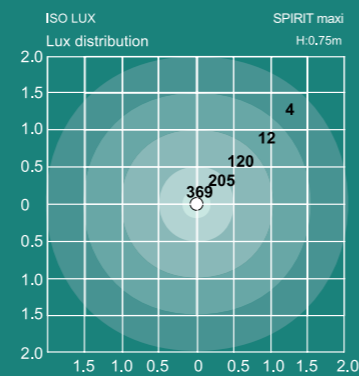
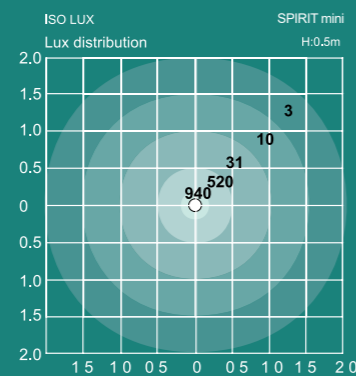
Single gross weight: 2.42 kg

Master: 4 pieces

Master size: 32.5x32.5x82.5 cm

Master net weight: 7.6 kg

Master gross weight: 10.44 kg



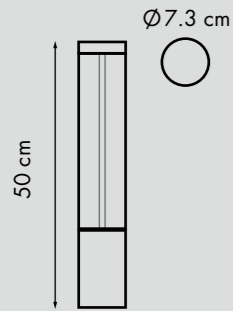
Designer
Serge Cornelissen

SPIRIT

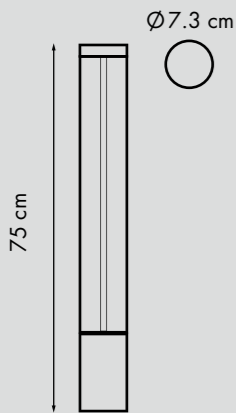




SPIRIT 70 mini
H3493-500



SPIRIT 70 maxi
H3493-750



H3493
Input: 100-277 V
LED source: Lumileds 4014
LED source quantity: 36
LED source power: 6W
Fixture power: 7.5W
Color temperature: 3000K
Luminous flux: 878LM
Beam angle: 105
CRI: ≥ 80
PF: 0,82

Materials:

Die-casting aluminium,
Clear PMMA diffuser
Epoxy polyester powder coating
Salt spray test: 800h
Silicone gasket
Stainless steel screws

Warranty: 3 Years

IP: 65

IK: 05

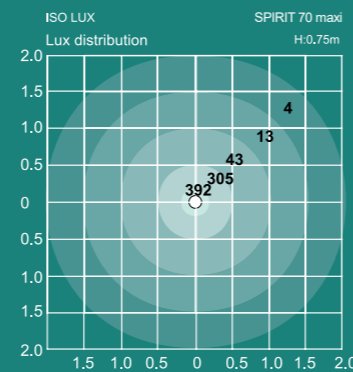
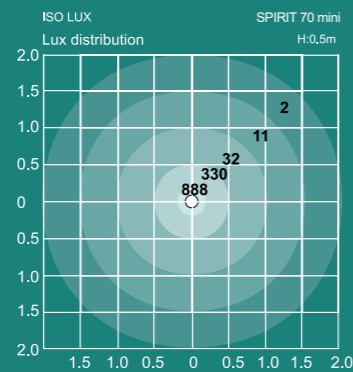
Color: Anthracite

H3493-500
Single box size: 15x15x56.5 cm
Single net weight: 1 kg
Single gross weight: 1.6 kg
Master: 4 pieces
Master size: 31.5x31.5x58 cm
Master net weight: 4 kg
Master gross weight: 7 kg

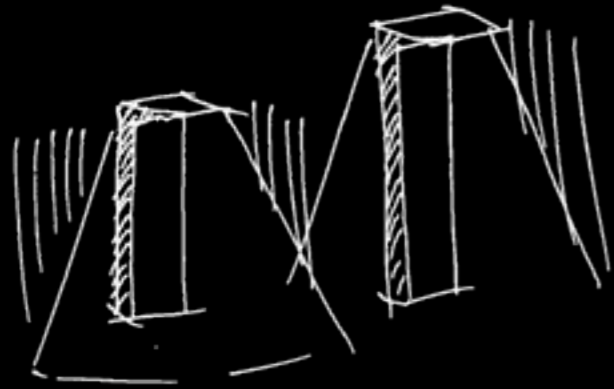
H3493-750
Single box size: 15x15x81.5 cm
Single net weight: 1.2 kg
Single gross weight: 1.9 kg
Master: 4 pieces
Master size: 31.5x31.5x83 cm
Master net weight: 4.9 kg
Master gross weight: 8.3 kg

Designer
Serge Cornelissen

SPIRIT 70





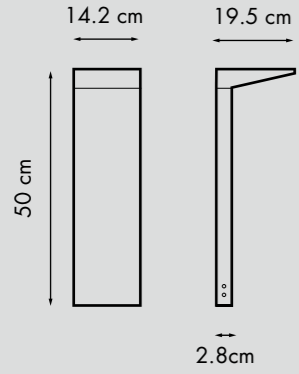


This floor lamp features a sleek, almost aerodynamic silhouette, designed to serve as a bold and defining presence. Conceived to stand out as both a sculptural element and an architectural complement to contemporary spaces, its design is minimal yet unmistakable. The light it casts is sharp and focused, enhancing the textures and features of its surroundings. Available in two heights.

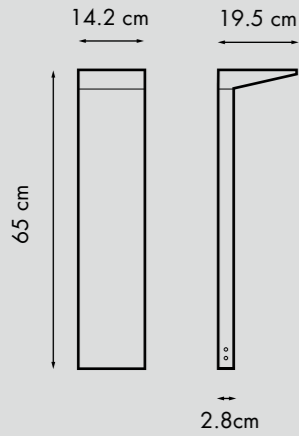
PITAGORA



PITAGORA mini
H6048A-500



PITAGORA maxi
H6048A-650



H6048A

Input: 100-277 V

LED source: Lumileds 4014

LED source quantity: 48

LED source power: 7.8W

Fixture power: 10W

Color temperature: 3000K

Luminous flux: 1071LM

Beam angle: 92

CRI: ≥ 80

PF: 0.8

Materials:

Die-casting aluminium,

Tempered clear glass diffuser

Epoxy polyester powder coating

Salt spray test: 800h

Silicone gasket

Stainless steel screws

Warranty: 3 Years

IP: 65

IK: 05

Color: Anthracite

H6048A-500

Single box size: 49x18.5x17 cm

Single net weight: 1.75 kg

Single gross weight: 2.45 kg

Master: 4 pieces

Master size: 50.5x38.5x36 cm

Master net weight: 7 kg

Master gross weight: 10.8 kg

H6048A-650

Single box size: 64x18.5x17 cm

Single net weight: 2 kg

Single gross weight: 2.75 kg

Master: 4 pieces

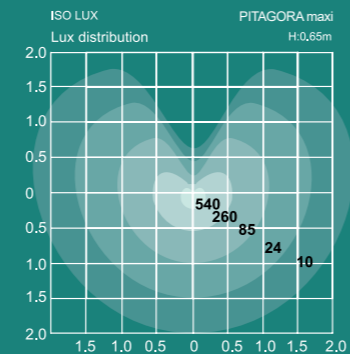
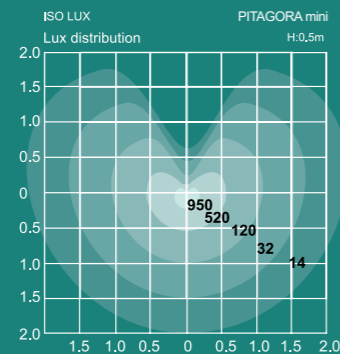
Master size: 65.5x38.5x36 cm

Master net weight: 8 kg

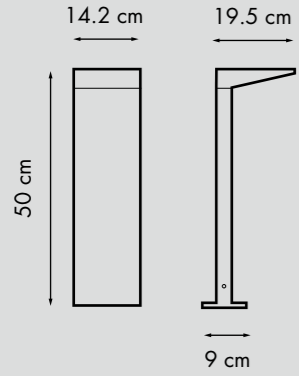
Master gross weight: 12.2 kg

Designer
Franco Pagliarini

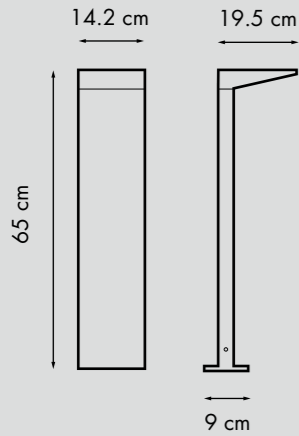
PITAGORA



PITAGORA WOOD mini
H6048WD-500



PITAGORA WOOD maxi
H6048WD-650



H6048WD
 Input: 100-277 V
 LED source: Lumileds 4014
 LED source quantity: 48
 LED source power: 7.8W
 Fixture power: 10W
 Color temperature: 3000K
 Luminous flux: 1071LM
 Beam angle: 92
 CRI: ≥ 80
 PF: 0.95
 Materials:
 Die-casting aluminium,
 Tempered clear glass diffuser
 Epoxy polyester powder coating
 Salt spray test: 800h
 Silicone gasket
 Stainless steel screws

Warranty: 3 Years

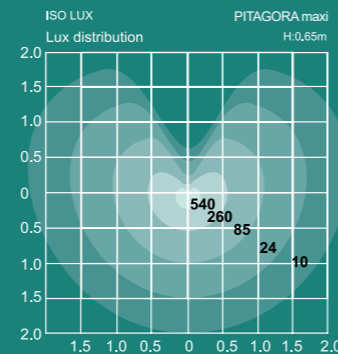
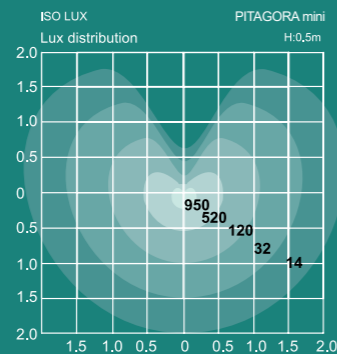
IP: 65
 IK: 05
 Color: Anthracite

H6048WD-500
 Single box size: 49x18.5x17.5 cm
 Single net weight: 2.3 kg
 Single gross weight: 3 kg
 Master: 4 pieces
 Master size: 50.5x38.5x36.5 cm
 Master net weight: 9.2 kg
 Master gross weight: 12.95 kg

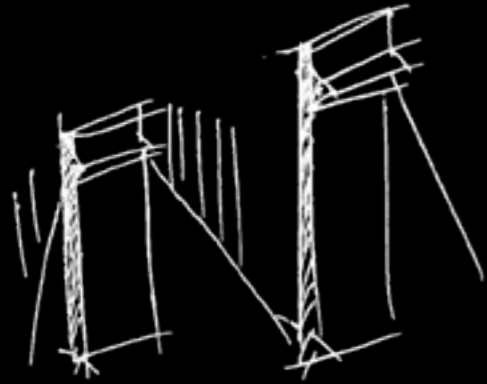
H6048WD-650
 Single box size: 64x18.5x17.5 cm
 Single net weight: 2.65 kg
 Single gross weight: 3.4 kg
 Master: 4 pieces
 Master size: 65.5x38.5x36.5 cm
 Master net weight: 10.6 kg
 Master gross weight: 14.7 kg

Designer
 Franco Pagliarini

PITAGORA WOOD







When the search for form draws inspiration from industrial architecture and hints at a futuristic aesthetic, it gives rise to objects designed for bold, contemporary spaces.

This is exactly the case with this lamp: once positioned in a setting, it immediately takes center stage.

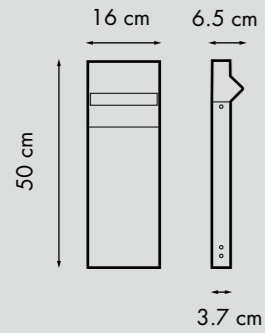
At times, it resembles a contemporary sculpture, its shapes and style evoking visions of futuristic environments.

The light it emits further enhances these architectural impressions, amplifying the dialogue between object and space.

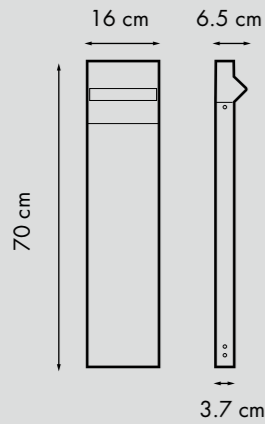
DEVIO



DEVIO mini
H3501L-500 / H3501R-500



DEVIO maxi
H3501L-700 / H3501R-700



H3501L-500 / H3501L-700

Input: 100-277 V

LED source: Lumileds 4014

LED source quantity: 56

LED source power: 8W

Fixture power: 9.5W

Color temperature: 3000K

Luminous flux: 939LM

Beam angle: 80

CRI: ≥ 80

PF: 0.95

H3501L-500 / H3501R-500

Single box size: 23.5x13x57.5 cm

Single net weight: 2.0 kg

Single gross weight: 2.8 kg

Master: 4 pieces

Master size: 59x27.5x49 cm

Master net weight: 7.8 kg

Master gross weight: 12.2 kg

H3501R-500 / H3501R-700

BULB source: R7S

BULB source quantity:

1xR7s (Without Bulb)

1xR7s (Provided Without Bulb), Max.25W

Materials:

Die-casting aluminium,

Tempered clear glass diffuser

Epoxy polyester powder coating

Salt spray test: 800h

Silicone gasket

Stainless steel screws

H3501L-700 / H3501R-700

Single box size: 23.5x13x77.5 cm

Single net weight: 2.4 kg

Single gross weight: 3.2 kg

Master: 2 pieces

Master size: 79x25x28 cm

Master net weight: 4.7 kg

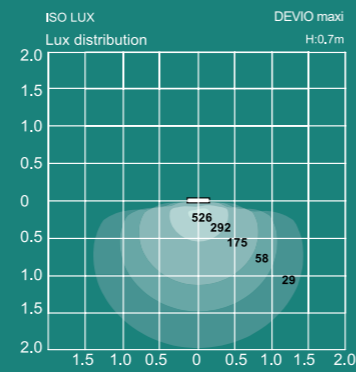
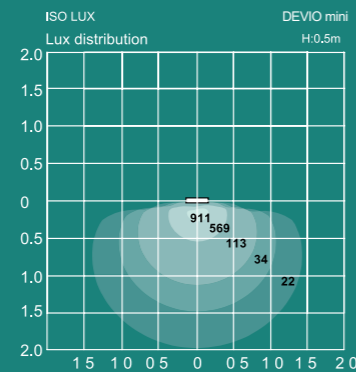
Master gross weight: 7.2 kg

Warranty: 3 Years

IP: 54

IK: 05

Color: Anthracite

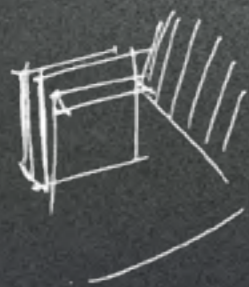


Designer
Franco Pagliarini

DEVIO





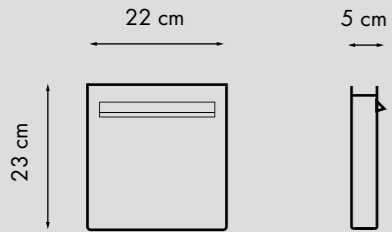


When a wall-mounted option isn't feasible, the floor version steps in. This need inspired a new extension of the H3506 concept — one that maintains full lighting performance while perfectly complementing the wall-mounted models.

Shared design lines connect this family of fixtures, enhancing the architectural context in which they are placed.

BADGE

BADGE
H3505-230





H3505-230
Input: 100-277 V
LED source: Lumileds 4014
LED source quantity: 66
LED source power: 6W
Fixture power: 7W
Color temperature: 3000K
Luminous flux: 561LM
Beam angle: 78
CRI: ≥ 80
PF: 0.9

Materials:

Die-casting aluminium,
Clear polycarbonate diffuser
Epoxy polyester powder coating
Salt spray test: 800h
Silicone gasket
Stainless steel screws

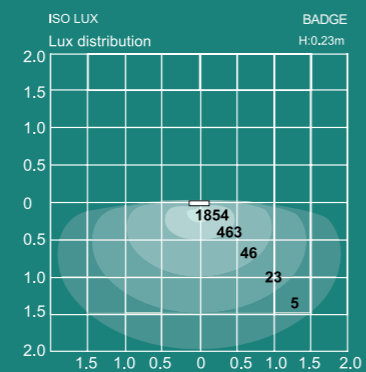
Warranty: 3 Years

IP: 67  
IK: 05
Color: Anthracite

Single box size: 25x10x30 cm
Single net weight: 1.1 kg
Single gross weight: 1.46 kg
Master: 6 pieces
Master size: 51.5x31.5x31.5 cm
Master net weight: 6.6 kg
Master gross weight: 9.5 kg

Designer
Franco Pagliarini

BADGE







This wall-mounted solution, available in two versions, is designed to illuminate pathways and spaces where available room is limited and the fixture's volume must remain as discreet as possible.

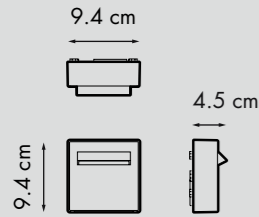
Thanks to its minimalist design and compact dimensions, it integrates harmoniously with the surrounding architecture, providing effective and uniform lighting without compromising the overall aesthetic.

The dual version offers design flexibility, allowing you to choose the configuration that best suits the functional and stylistic requirements of each setting.

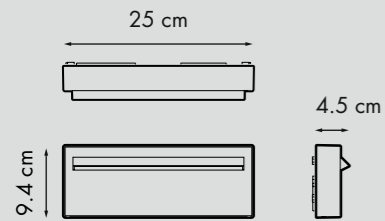
BADGE



BADGE wall mini
H3508



BADGE wall maxi
H3509



H3508
Input: 220-240V
LED source: Lumileds 4014
LED source quantity: 14PCS
LED source power: 2.1W
Fixture power: 3W
Color temperature: 3000K
Luminous flux: 233LM
Beam angle: 57°
CRI: ≥80
PF: 0.44

H3509
Input: 100-277V
LED source: Lumileds 4014
LED source quantity: 30PCS
LED source power: 5.3W
Fixture power: 6W
Color temperature: 3000K
Luminous flux: 559LM
Beam angle: 71°
CRI: ≥80
PF: 0.87

Materials:
Die-casting aluminum
Tempered clear glass diffuser
Epoxy polyester powder coating
Salt spray test: 800h
Silicone gasket
Stainless steel screws

Warranty: 3 years

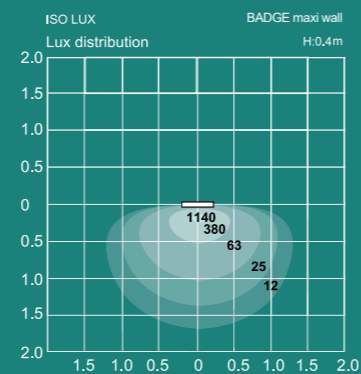
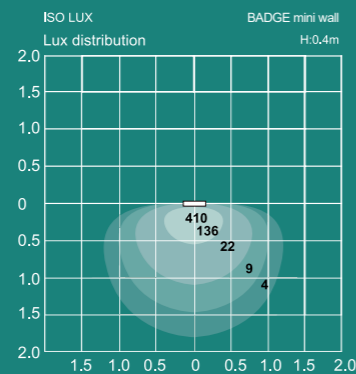

IP: 65
IK: 05
Color: anthracite

H3508
Single box size: 12.5x11.5x9cm
Single net weight: 0.28 KG
Single gross weight: 0.38 KG
Master: 12 pieces
Master size: 39.5x24.5x20cm
Master net weight: 3.4 KG
Master gross weight: 4.9 K

H3509
Single box size: 27x12.5x9cm
Single net weight: 0.73KG
Single gross weight: 0.85KG
Master: 6 pieces
Master size: 39.5x28.5x20cm
Master net weight: 4.4 KG
Master gross weight: 5.6 KG

Designer
Franco Pagliarini

BADGE wall







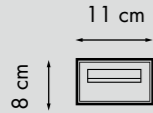
This recessed step lamp appears as a slender blade emerging from the wall, featuring a discreet slit with a fixed deflector that guides the light.

Its design is conceived to blend seamlessly into the architecture, rather than intrude upon it.

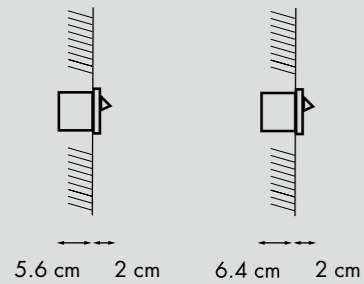
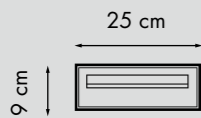
Despite its minimal presence, it delivers effective illumination — elegantly and unobtrusively lighting driveways, stairways, and pathways. It ensures both functionality and contemporary style in any environment. Available in two sizes.

BADGE in

BADGE-in mini
H3506



BADGE - in maxi
H3507



H3506
Input: 100-277 V
LED source: Lumileds 4014
LED source quantity: 12
LED source power: 3W
Fixture power: 4W
Color temperature: 3000K
Luminous flux: 323LM
Beam angle: 81
CRI: ≥ 80
PF: 0.77

H3507
Input: 100-277 V
Light source: Lumileds 4014
Light source quantity: 42
LED source power: 6W
Fixture power: 7W
Color temperature: 3000K
Luminous flux: 691LM
Beam angle: 82
CRI: ≥ 80
PF: 0.9
Materials:
Die-casting aluminium,
Clear polycarbonate diffuser
Epoxy polyester powder coating
Salt spray test: 800h
Silicone gasket
Stainless steel screws

Warranty: 3 Years



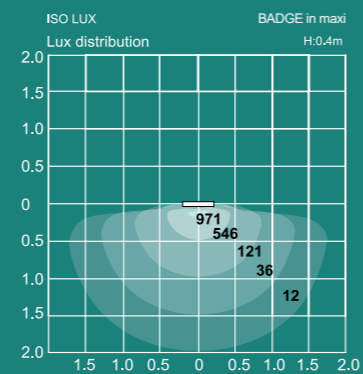
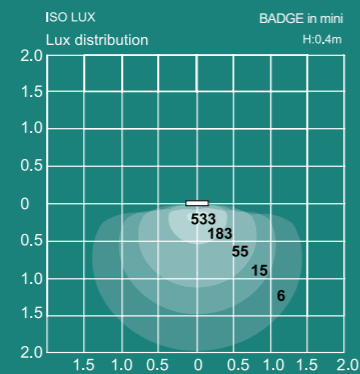
IP: 65
IK: 05
Color: Anthracite

H3506
Single box size: 13x10x10.5 cm
Single net weight: 0.28 kg
Single gross weight: 0.4 kg
Master: 12 pieces
Master size: 31.5x27.5x23 cm
Master net weight: 3.1 kg
Master gross weight: 4.9 kg

H3507
Single box size: 11x10.5x27.5 cm
Single net weight: 0.79 kg
Single gross weight: 0.92 kg
Master: 6 pieces
Master size: 32x23.5x29 cm
Master net weight: 4.8 kg
Master gross weight: 6.1 kg

Designer
Franco Pagliarini

BADGE in







This lamp, featuring a contemporary design, combines functionality and practicality by offering precise control over the light beam to create customized lighting solutions.

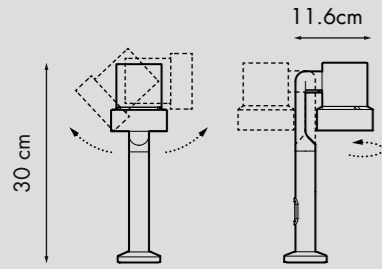
Its concentrated beam makes it particularly suitable for illuminating hedges, plants, and trees, creating striking contrasts between light and shadow that add depth and three-dimensionality to outdoor spaces and landscapes. The direct management of light allows adjustment of both intensity and direction to meet diverse design needs, enhancing architectural and garden elements.

Clean lines and attention to detail define a modern and refined aesthetic that integrates discreetly into both residential and professional environments.

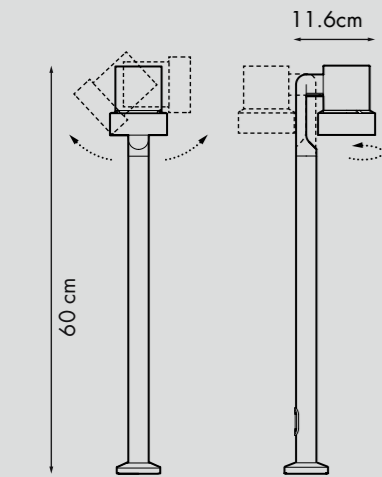
POINT



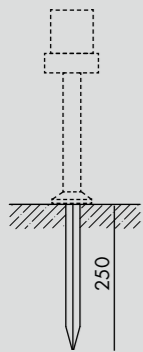
POINT mini
H3521-300 / H3521L-300



POINT maxi
H3521-600 / H3521L-600



Optional Accessories:
Stainless steel spike



H3521-300 / H3521-600
Input: 220-240V
Bulb: GU10
Power: max 12 W

H3521L-300 / H3521L-600
Input: 100-277V
LED source: CREE 1507
LED source quantity: 1
LED source power: 9W
Fixture power: 11W
Color temperature: 3000K
Luminous flux: Max.907LM
Beam angle: 42°
CRI: ≥80
PF: 0.96

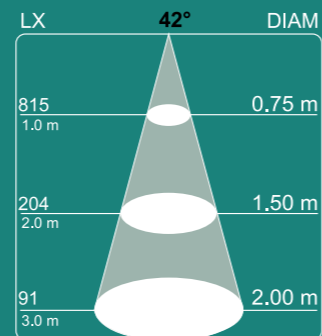
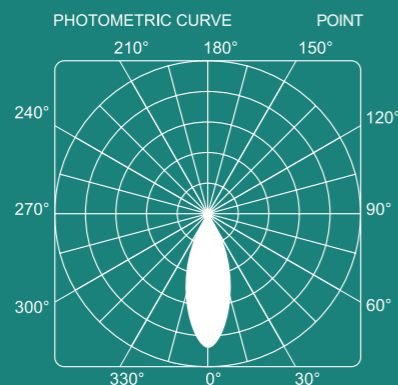
Materials:
Die-casting aluminum
Tempered clear glass diffuser
Epoxy polyester powder coating
Salt spray test: 800h
Silicone gasket
Stainless steel screws

Warranty: 3 years

IP: 65
IK: 05
Color: anthracite

H3521-300 / H3521L-300
Single box size: 18.5x14x34.5cm
Single net weight: 0.8 KG
Single gross weight: 1 KG
Master: 6 pieces
Master size: 43.5x38.5x36cm
Master net weight: 4.8 KG
Master gross weight: 6.6 KG

H3521-600 / H3521L-600
Single box size: 18.5x14x64.5cm
Single net weight: 1.1 KG
Single gross weight: 1.3 KG
Master: 6 pieces
Master size: 43.5x38.5x66cm
Master net weight: 6.6 KG
Master gross weight: 9 KG



Designer
Franco Pagliarini

POINT







This lamp stands out for its rational and harmonious form, combining a clean, technical design with high functional performance.

Designed for accent lighting, it is ideal for enhancing gardens and landscapes, projecting light upward to highlight plants, architectural details, and outdoor features with refined precision.

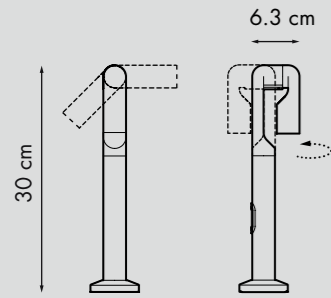
In addition to providing effective light management, it imparts a contemporary and sophisticated character to any environment, enriching spaces with a modern and technological touch.

The essential lines attention to detail highlight its quality craftsmanship and precise engineering, making this lamp an ideal solution for both professional and residential settings that demand elegance and functionality.

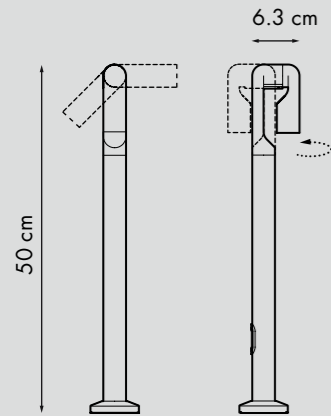
FLY



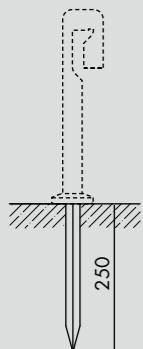
FLY mini
H3523-300



FLY maxi
H3523-500



Optional Accessories:
Stainless steel spike



H3523-300 / H3523-500

Input: 220-240V
LED source: CREE 1304
LED source quantity: 1
LED source power: 4.5W
Fixture power: 5.5W
Color temperature: 3000K
Luminous flux: 400LM
Beam angle: 82°
CRI: ≥80
PF: 0.75

Materials:

Die-casting aluminum
Tempered clear glass diffuser
Epoxy polyester powder coating
Salt spray test: 800h
Silicone gasket
Stainless steel screws

Warranty: 3 years

IP: 65
IK: 05
Color: anthracite

H3523-300

Single box size: 14x14x36.5cm
Single net weight: 0.54 KG
Single gross weight: 0.68 KG
Master: 6 pieces
Master size: 29.5x43.5x38 cm
Master net weight: 3.2 KG
Master gross weight: 4.9 KG

H3523-500

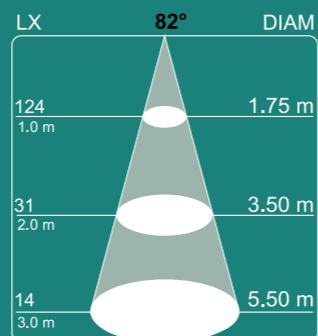
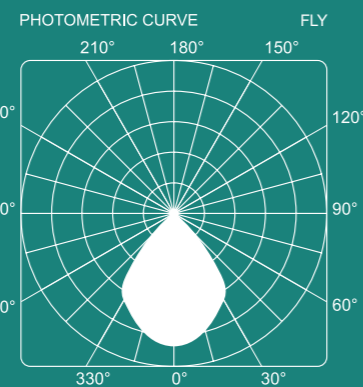
Single box size: 12.5x10.5x53.5cm
Single net weight: 0.62 KG
Single gross weight: 0.8 KG
Master: 6 pieces
Master size: 26.5x33x55 cm
Master net weight: 3.7 KG
Master gross weight: 5.9 KG

Designer
Franco Pagliarini

FLY



reddot winner 2026







This special lamp was designed to overcome the common issues of in-ground lighting, which all too often suffer from water infiltration. By being installed above ground, it enables the replacement of compromised recessed fixtures while preserving the same upward lighting effect. Inside, an adjustable light source provides full control and flexibility to meet specific lighting needs.

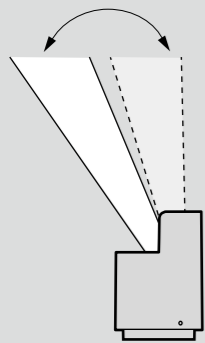
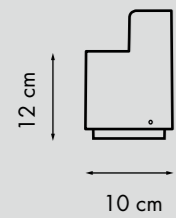

It emits indirect light, carefully shielded by a deflector that rises from the cylindrical base and extends upward in a precisely defined shape.

Also ideal for illuminating trees and bushes from below, this architectural detail not only directs the beam, but also lends the lamp a distinctive and recognizable character.

DRYUP





DRYUP
H1285-LED / H1285-GU10



H1285-LED
Input: 100-277 V
H1285 - LED
LED source: cree1507
LED source quantity: 1
LED source power: 6W
Fixture power: 8W
Color temperature: 3000K
Luminous flux: 647LM
Beam angle: 13°
CRI: ≥80
PF: 0.8

H1285-GU10
BULB source: GU10
BULB source quantity: 1x GU10 (Without Bulb)
Materials:
Die-casting aluminium,
Tempered clear glass diffuser
Epoxy polyester powder coating
Salt spray test: 800h
Silicone gasket
Stainless steel screws

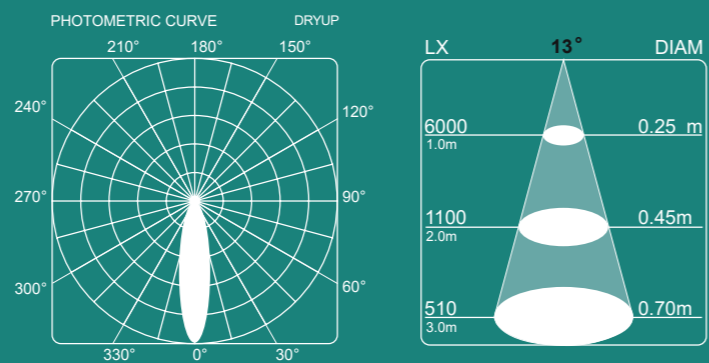
Warranty: 3 Years

IP: 67  
IK: 05
Color: Anthracite

H1285-LED / H1285-GU10
Single box size: 14x14x22.5 cm
Single net weight: 1.0 kg
Single gross weight: 1.2 kg
Master: 6 pieces
Master size: 44x29.5x24 cm
Master net weight: 6.0 kg
Master gross weight: 8.0 kg

Designer
Franco Pagliarini

DRYUP





HILITE
CE23, Far East Industrial Park,
Yuyao city 315400,
Zhejiang Province, China

T: +86 574 62665518
hilite@chinahilite.com

www.chinahilite.com